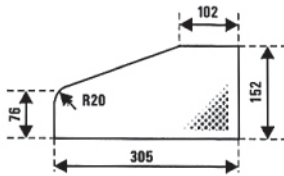
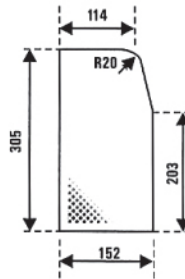


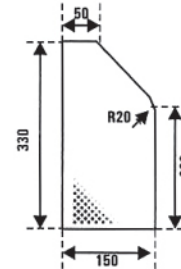
PRECAST CONCRETE ROAD KERBS



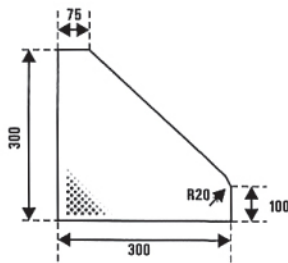
TYPE S



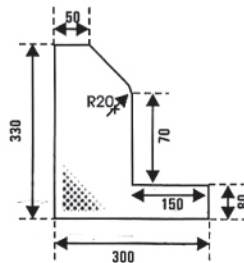
TYPE C



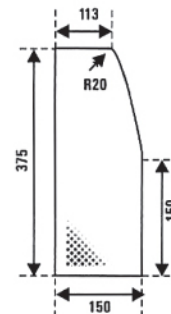
TYPE H



TYPE K

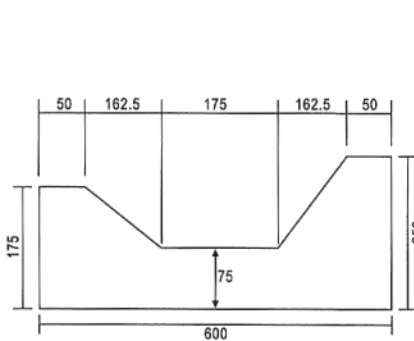


TYPE L

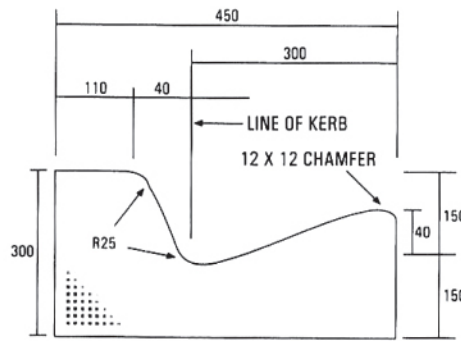


TYPE A

Figure 9 : Precast Concrete Road Kerbs



Channel Kerb



B2 Kerb



Precast Concrete Road Kerbs

Nominal Size		Types	Approx. Weight per Unit (kg)	
B X H (mm X mm)	B X H (in X in)		With Hole	Without Hole
350 X 150	12 X 6	S	44.51	55.65
150 X 300	6 X 12	C	51.08	63.97
150 X 300	6 X 13	H	51.19	64.08
300 X 300	12 X 12	K	N/A	97.20
300 X 330	12 X 13	L	62.91	75.60
150 X 375	6 X 15	A	62.12	75.01
450 X 300	18 X 12	B2	106.35	136.15

Note: All dimensions are in millimetres, standard length of 600mm.